




1

## MACHINE CLEANING OF NON SLIP AND SAFETY FLOORS

Issue 1  
15/02/04

			
SCRUBBING MACHINE	SWEEPING BRUSH	MOP	Wet Vac
			
MOP BUCKET	HAND SCRAPER	GLOVES/GOGGLES	WET FLOOR SIGN

### PRODUCT: P5 - ECOSOL - HEAVY DUTY CITRUS CLEANER/DEGREASER PREPARATION OF PRODUCT

			
5 LITRE ECOSOL	30ML PUMP	No OF PRESSES PER TANK FULL OF WATER	

#### CAUTION

Ensure wet floor signs are placed.  
Wear safety goggles if splashing is possible.  
Ensure machine cable does not create any trip hazards.  
Do not mix with other cleaning agents.

#### INSTRUCTIONS

1. Sweep floor to remove loose debris.
  2. Put out warning sign where possible and put on protective gloves and goggles.
  3. Fit scrubbing machine with black or green floor pads.
  4. Make up a solution of 1 part Ecosol to 40 parts of hot water in the machine tank or mop bucket and apply to floor.
  5. Apply to 2/3 square metres of the floor area.  
Scrub area of floor methodically to loosen soil and scuff marks.
  6. Switch off cleaning solution and dry floor using a wet pick up machine or mop and bucket.
- IMPORTANT NOTE:** Pre-treat stubborn areas using a hot solution of 1:40 Ecosol applied by wet mop. Remove any thick deposits with a scraper before machine scrubbing.  
If a fast dry is required finish the floor using a dry mop.

#### CONDITION

Floors should be left clean and as dry as possible.  
Remove all cleaning chemicals and equipment after completion.  
Rinse out machine tank and leave all equipment clean for next user.  
Check electrical equipment for signs of wear or damage and report any faults or defects to your manager.

#### FIRST AID

**Eye Contact:** Wash thoroughly with clean water.  
If any irritation persists seek medical attention.  
**Skin contact:** Wash from skin with clean water.  
If any irritation persists seek medical attention.



[www.fleetfielddirect.co.uk](http://www.fleetfielddirect.co.uk)